



HOCKEY MANITOBA

Officiating Systems

Hockey Manitoba uses the following systems:

- **2-official System**
- **3-official System**
- **4-official System**

The 2 referee–1 linesman is no longer used by Hockey Manitoba!



HOCKEY MANITOBA

2-Official System:

- Both officials can call penalties, **ANYWHERE** on the ice.
- Both officials are responsible for icings and offsides.
- It is important to communicate with your partner using *signals* and *verbal communication* so that you are on the same page throughout the game.



HOCKEY MANITOBA

3-Official System:

**In this system, the game will consist of 3 officials,
1 referee + 2 linesmen**

- **REFEREE:** *has the duty of calling penalties, goals, and has the final decision on rulings related to the game.*
- **LINESMEN:** *focus on offside, icings, and other game management calls*



HOCKEY MANITOBA

Referee has final decision on penalties and goals, BUT linesmen can report: (for a full list, see Rule 5.3)

PENALTIES:

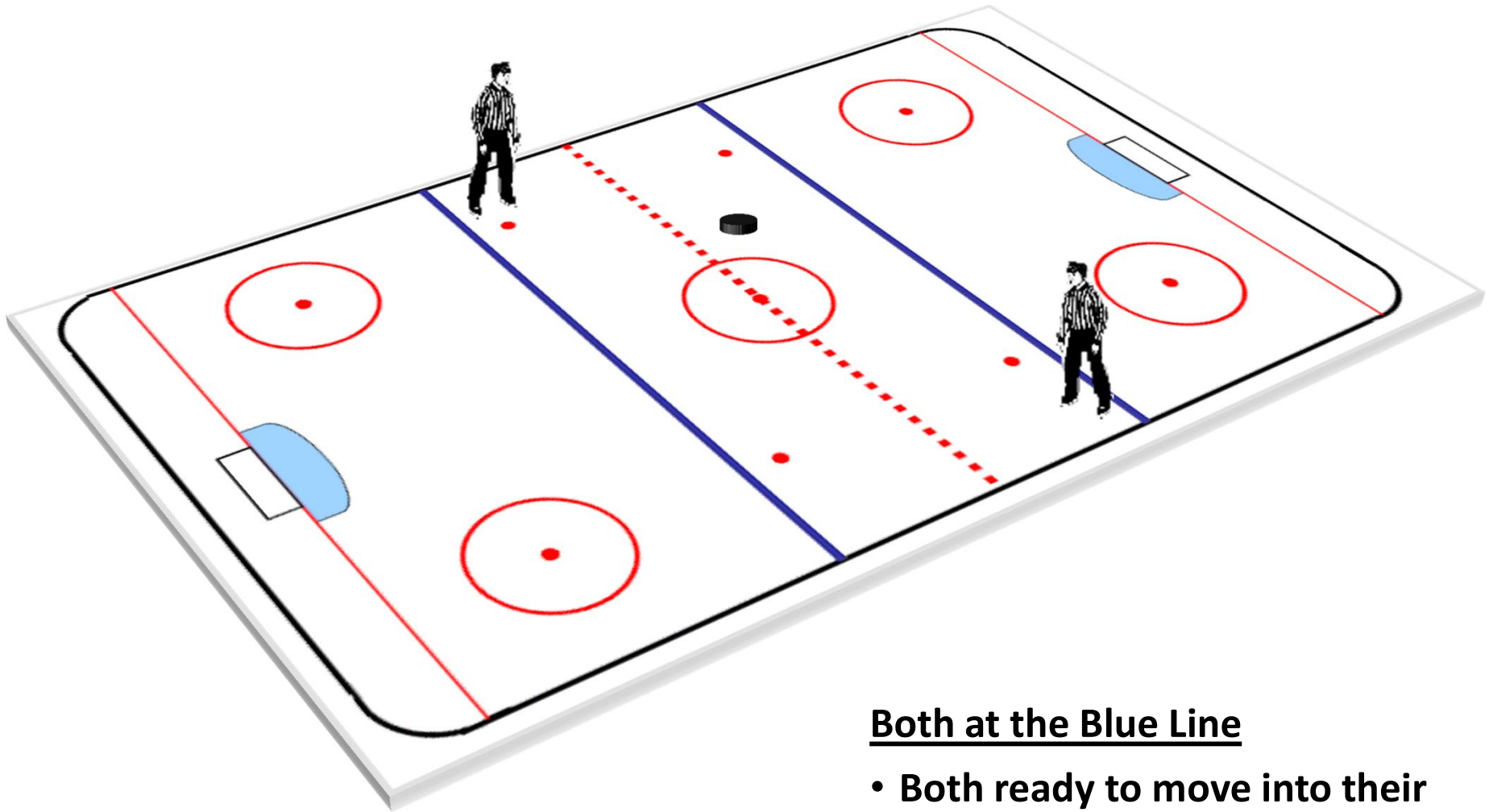
- *bench minors*
- *double minors*
(excluding head-contact)
- *majors*
- *misconducts*
- *game misconducts*
- *match penalties*
- *gross misconducts*

GOALS:

- *when not observed by the referee*
- *Report these discretely so that players don't hear*
- *Referee gets final decision*

All officials: *high stick, glove pass, injury, puck out of play*

3-Official System: Position of Linesmen

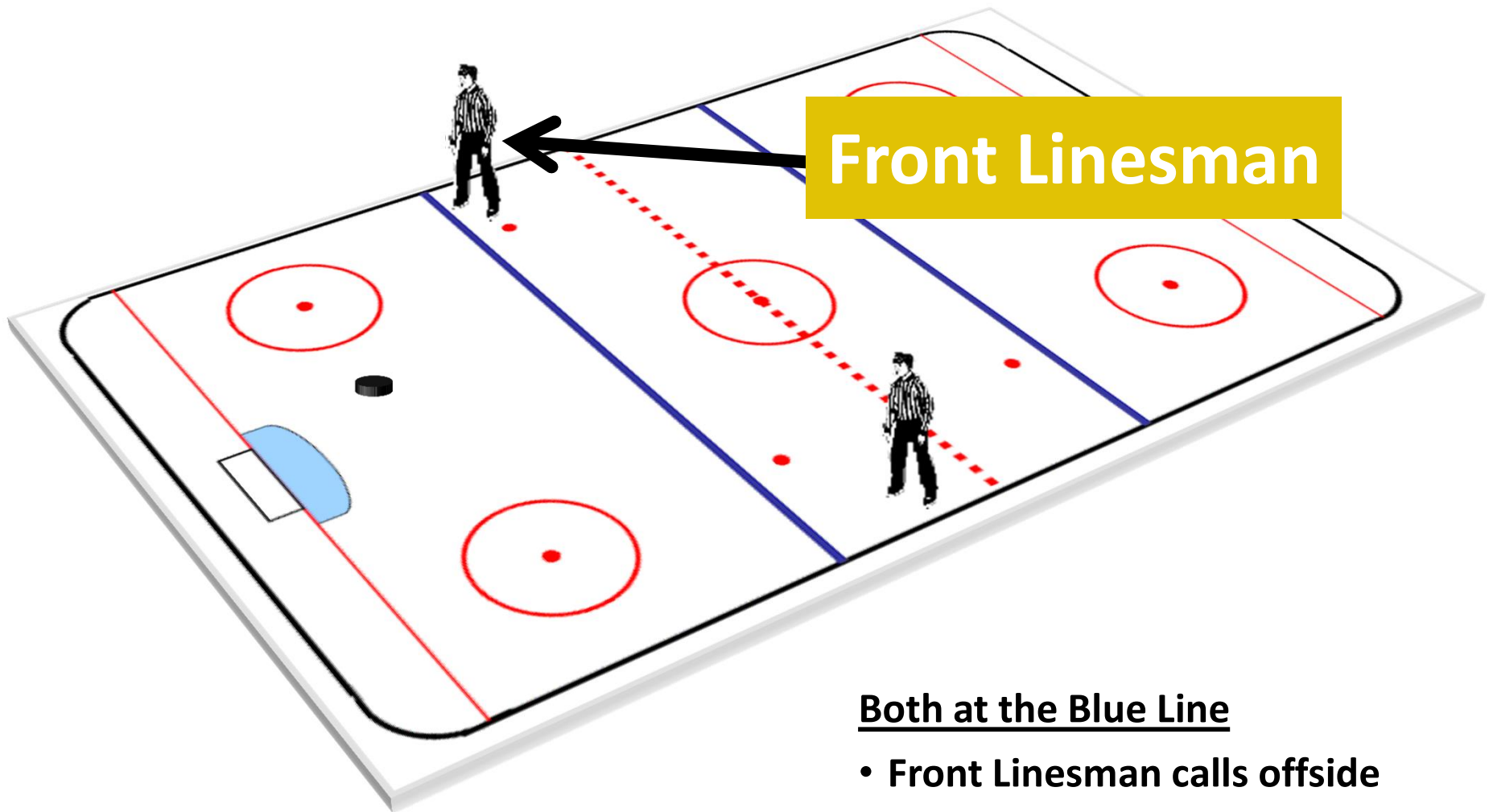


Both at the Blue Line

- Both ready to move into their end zone when necessary

Neutral Zone

3-Official System: Position of Linesmen

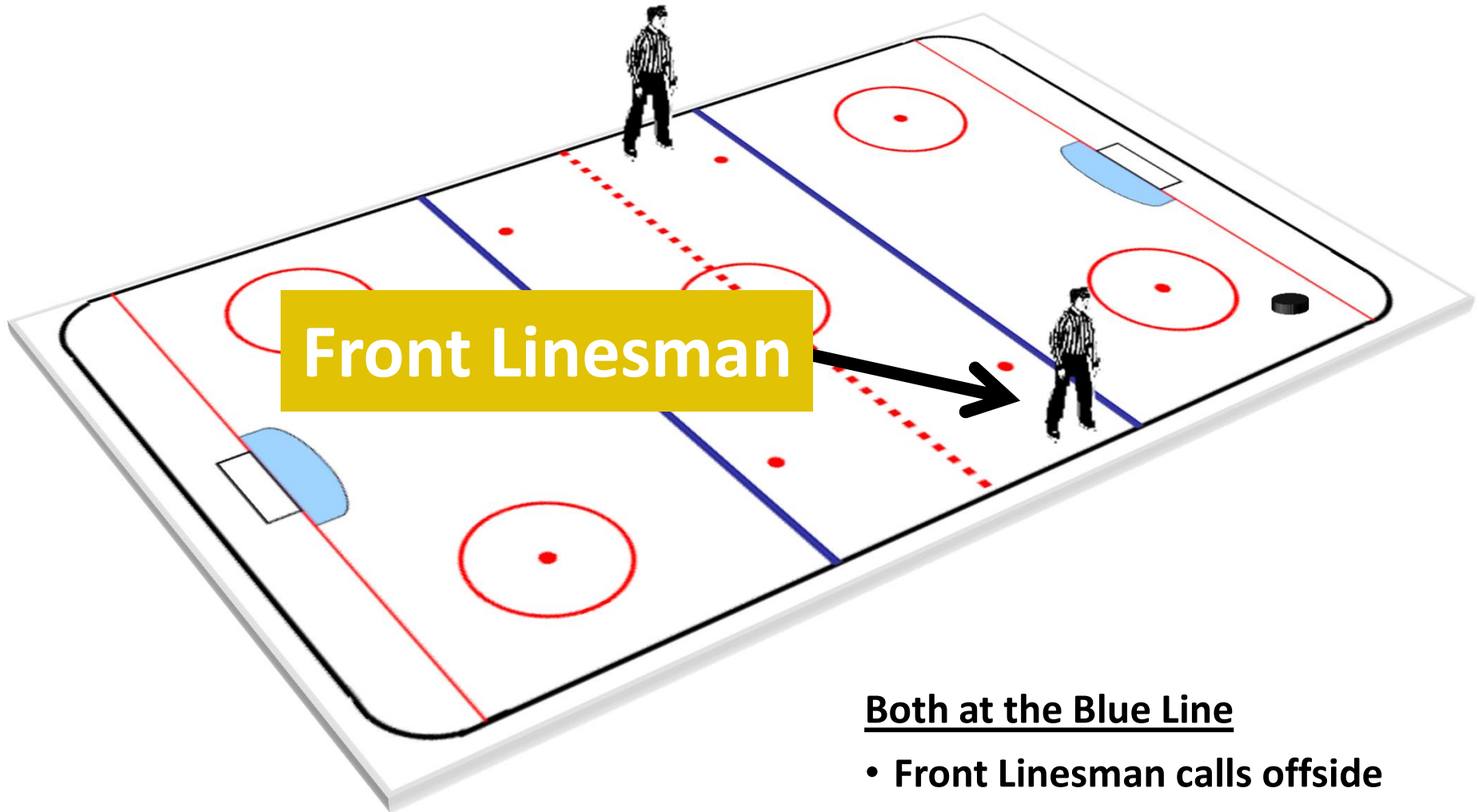


Both at the Blue Line

- Front Linesman calls offside
- Back Linesman ready to cover if necessary

End Zone #1

3-Official System: Position of Linesmen



Both at the Blue Line

- Front Linesman calls offside
- Back Linesman ready to cover if necessary

End Zone #2

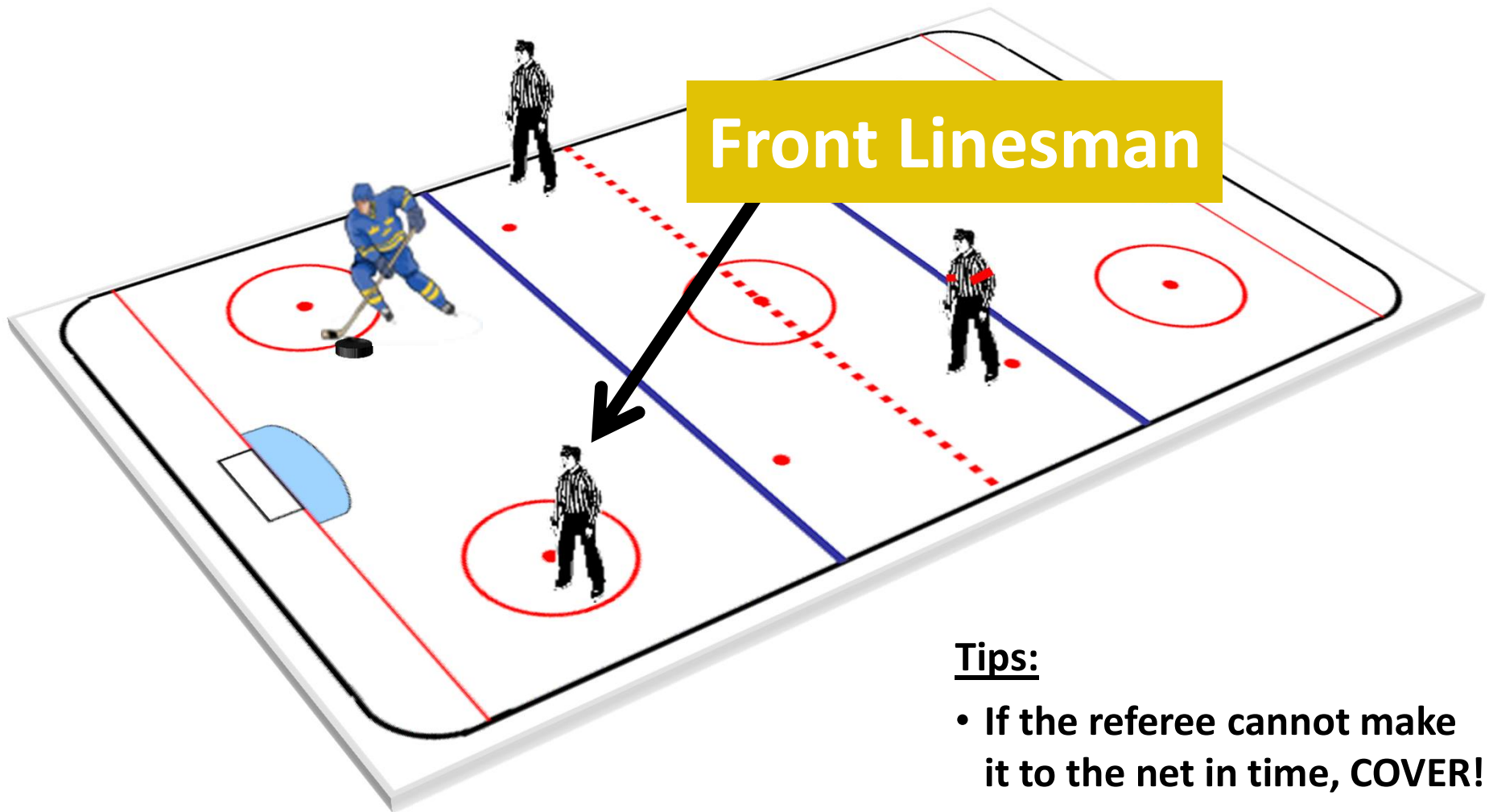


HOCKEY MANITOBA

End Zone Positioning - Linesmen

- **As the front official at the blue line, it is important to keep your skates entirely outside the end zone!**
 - **Skates inside the zone could result in you keeping in a clearing attempt**
 - **If it hits your skates and goes back in the zone, you KNOW it's offside**

3-Official System: Position of Linesmen

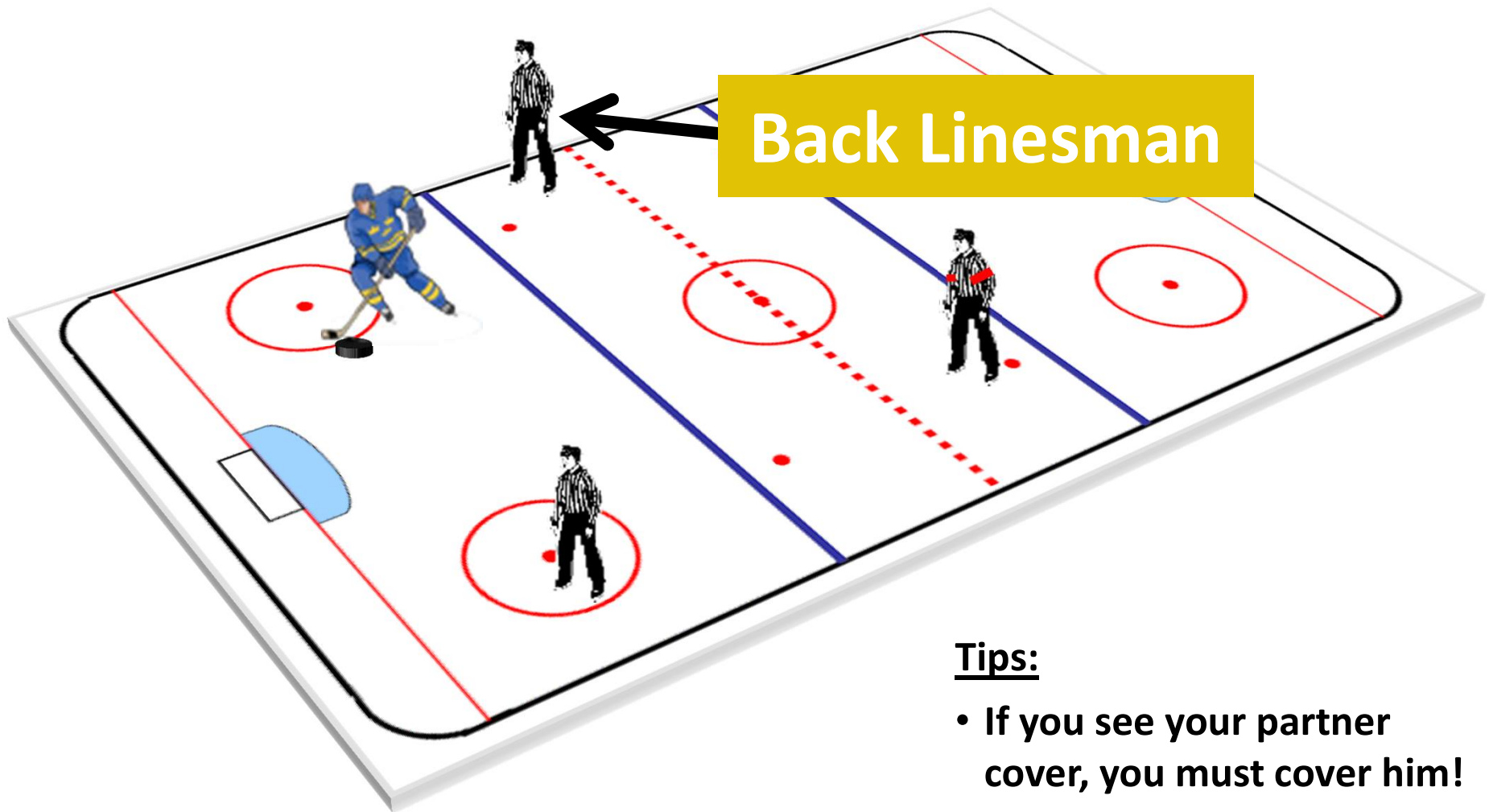


Tips:

- If the referee cannot make it to the net in time, **COVER!**
- If a goal is scored, point (don't whistle!)

Covering for a Referee

3-Official System: Position of Linesmen



Tips:

- If you see your partner cover, you must cover him!
- Move up, as you must be ready for offsides!

Covering for a Referee



HOCKEY MANITOBA

Linesmen Face-off Procedure:

- **REMEMBER: PLAYERS FIRST, PUCK LAST!!!**
- **Linesman making a call (offside, hand pass, etc.) marks the location of the ensuing face-off**
- **Generally, the other linesman retrieves the puck and conducts the ensuing face-off**
 - **Use common sense...whoever is closer gets the puck**
- **When the retrieving linesman returns, the linesman marking the face-off location moves into their face-off position**



HOCKEY MANITOBA

With the elimination of the 2-and-1 system, the duties of linesmen are now consistent as you progress into higher levels of hockey. Linesmen need to work as a team!

- **Cover each others lines if your partner gets bumped, switch if he looks like he is in trouble**
- **Watch benches on no-change icing situations and premature goalie substitutions**
- **Communicate with about 10sec left in penalty**
- **Watch back wingers on face-offs!!!**



HOCKEY MANITOBA

You can also support the referee throughout the game. Even though he has a different job, a lot of it depends on how well you do yours:

- **Cover if he is far behind the play**
- **Support in calling puck out of play, hand pass, high sticks, defense in on scrums, TMM, etc.**
- **Go with the referee if he decides to speak with a coach or player (act as a witness only)**
- **PREVENT PENALTIES! (see next slide)**



HOCKEY MANITOBA

Linesman Responsibilities

- **Players first, puck last!!!**
 - **Identify “hot spots”**
 - **Diffuse situations use your voice and body positioning**
 - **Position yourself between players**
 - **Your job is to keep players from taking penalties...the referee is the last resort!**
 - **Bring players to the penalty box**
 - **Watch for debris on the ice**





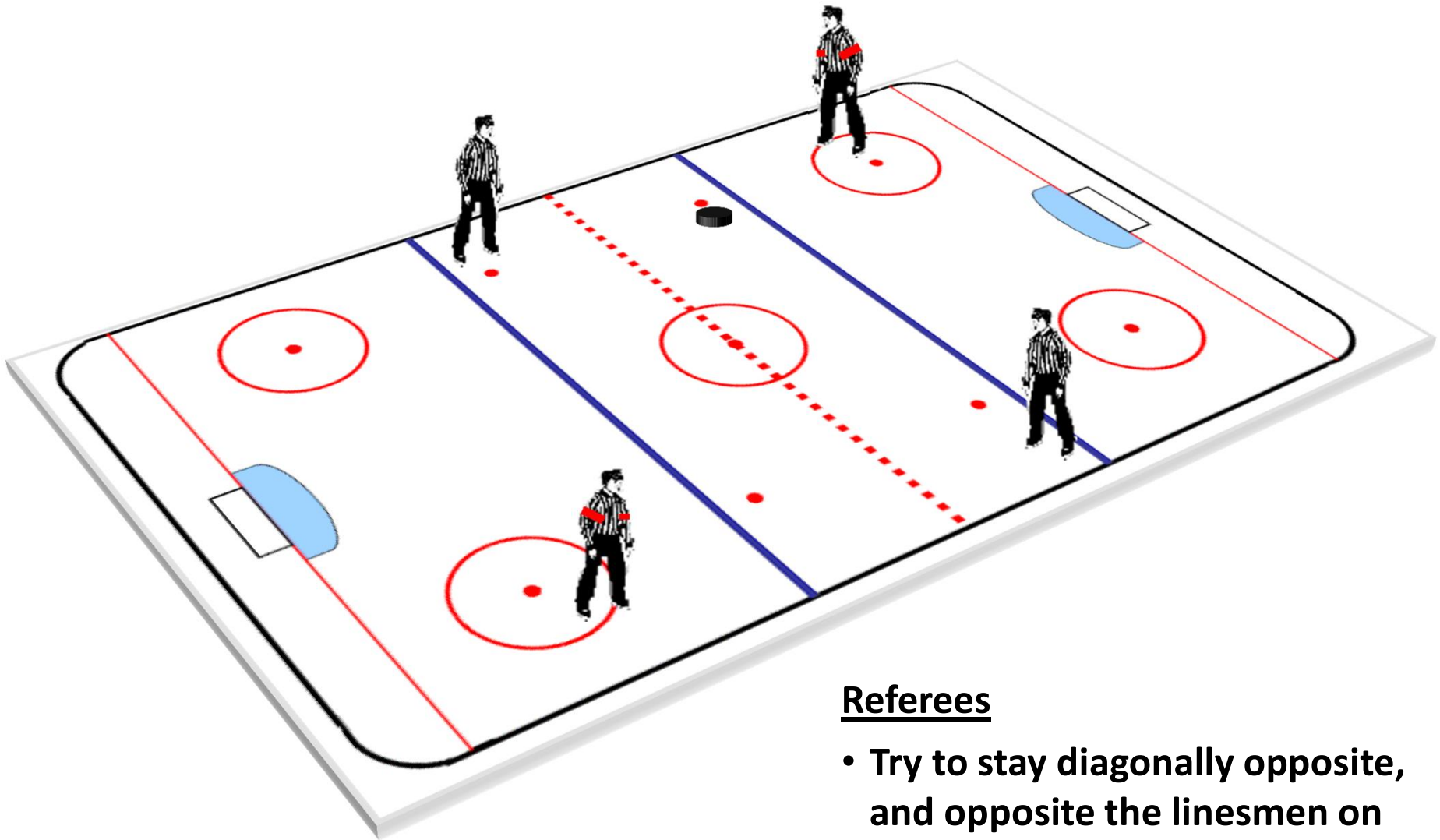
HOCKEY MANITOBA

4-Official System:

**In this system, the game will consist of 4 officials,
2 referees + 2 linesmen**

- **REFEREES: *share the duty of calling penalties, goals, and have the final decision on rulings related to the game.***
- **LINESMEN: *no deviation from 3-official system in any way***

4-Official System: Position of Referees

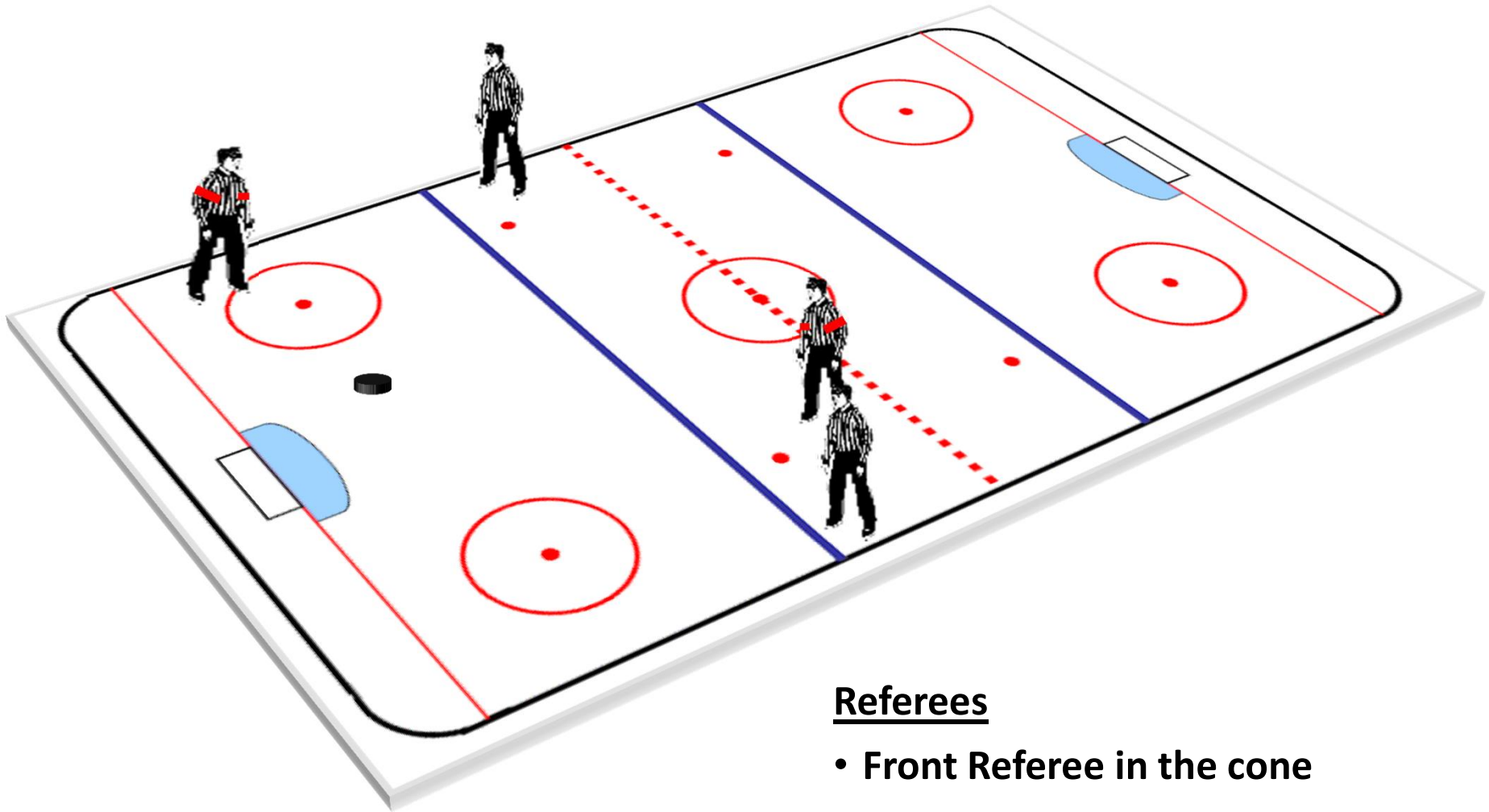


Neutral Zone

Referees

- Try to stay diagonally opposite, and opposite the linesmen on your half.

4-Official System: Position of Linesmen



End Zone #1

Referees

- Front Referee in the cone
- Back Referee watching front of the net, and ready to skate backwards if play leaves end zone



HOCKEY MANITOBA

4-Official System:

- **Referees stay on opposite sides of the ice, including face offs**
- **Either or both referees can call penalties/infractions from anywhere**
 - **Always communicate if you both put your arms up (could have different penalties)**
- **Always keep the play in front of you (skating backwards is key)**