



HOCKEY MANITOBA

Offside & Icing

In the 3 and 4-official system

WWW.HOCKEYMANITOBA.CA



HOCKEY MANITOBA

OFFSIDES

Puck must enter the zone before the player, unless the player is in possession and control (can skate in backwards).

- A player cannot put an opponent off-side by carrying the puck into their own zone
- All deflections are considered off-side
- All attacking players must make skate contact with the blue line and not re-enter the zone until all team mates have cleared
- A goal cannot be scored on a delayed off-side shoot-in, even if they clear the zone after the shot was taken



HOCKEY MANITOBA

Delayed Offside

- If the offside was a result of a pass, the face-off will take place at the nearest face-off dot behind the place where the puck was passed from.
- The offending team *must* **lose territorial advantage**



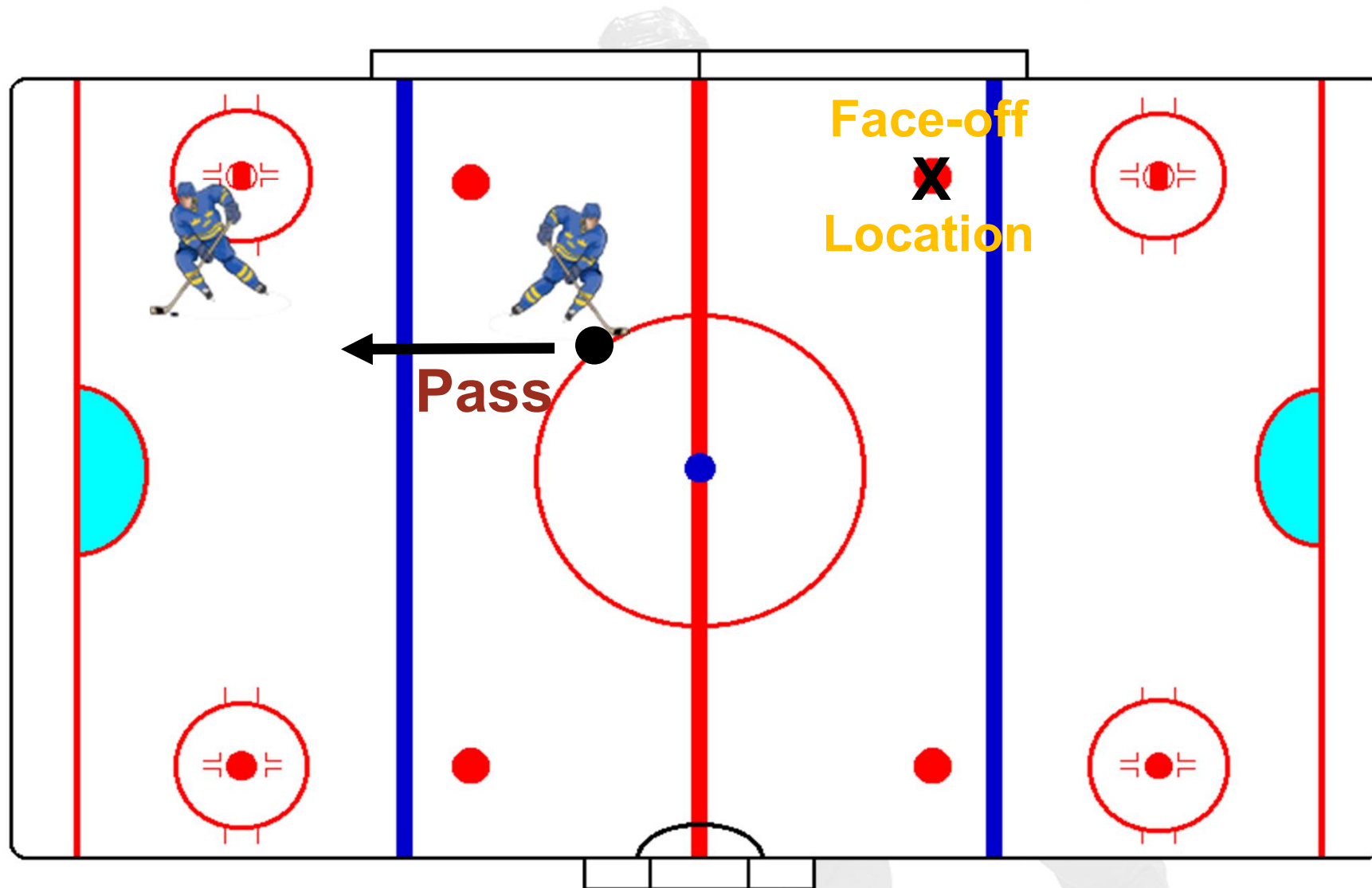
HOCKEY MANITOBA

Intentional Off-sides

- Player deliberately plays the puck or makes a stick or body check in a delayed off-side situation, knowing that he is off-side
 - **Intentional off-side, blow whistle and point to offending team zone to indicate face-off position.**
 - **Proceed to face-off location to sell the call.**
 - **Partner retrieves puck.**
- Be sure that it was intentional...a player who is already in deep on the fore-check may not be aware.
- If a player looks like they are going to make a hit, **BLOW IT DOWN!**



HOCKEY MANITOBA





HOCKEY MANITOBA

Offsides

No goal may be scored, even if the player tags up before the puck enters the goal!





HOCKEY MANITOBA

Offsides





HOCKEY MANITOBA

Offsides

White is in Attacking Zone



Delayed Offside

**All deflections
are offside**



HOCKEY MANITOBA

Offsides

White is in Attacking Zone



Not Offside

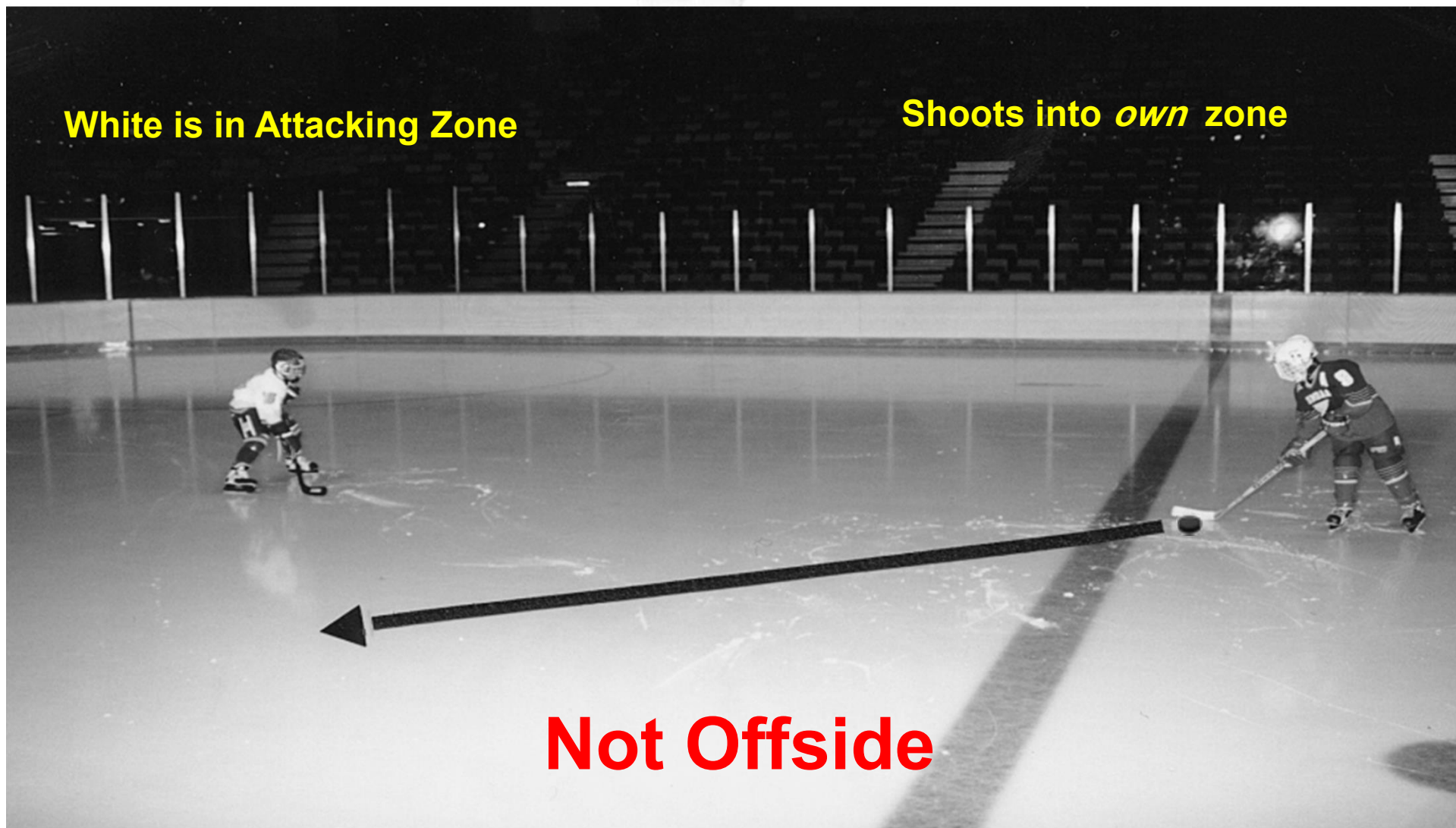


HOCKEY MANITOBA

Offsides

White is in Attacking Zone

Shoots into *own* zone



Not Offside



HOCKEY MANITOBA

Offsides

White is in Attacking Zone



Delayed Offside

All deflections are offside



HOCKEY MANITOBA

Offsides





HOCKEY MANITOBA

Offsides



White is in Attacking Zone

Defender in Neutral Zone with puck

Not Offside



HOCKEY MANITOBA

Refer to section 10 (rule 10.8) for more
offside situations and examples.

Be clear about making your call!

**Whether certain or
hesitant, be confident.**



HOCKEY MANITOBA

ICING

As a linesman, you must always be aware of the on-ice strength of the teams. This will determine whether a team is legally allowed to ice the puck or not...always be aware!



HOCKEY MANITOBA

ICING

Note: Defending team must make an effort to play the puck. If they *could have* played the puck but chose not to, no icing.

Exception: The goaltender does NOT have to play the puck, even if he comes out of his crease (league exceptions)



HOCKEY MANITOBA

Icing Procedure

- Initiating official should follow play up as the puck travels down the ice (in case cover is needed).
- If blown down for icing, back official skates back and indicates where the face-off will take place.
- Front official gets puck and proceeds to conduct the next face-off.
- **NO PUCK HAND-OFF!**



HOCKEY MANITOBA

Icing Procedure


- In a 4-official game, the **FRONT REFEREE** (in the end where the puck crossed the goal line) skates the length of the ice and becomes the front referee in the opposite end zone.
- The **BACK REFEREE** (from the end where icing was initiated) moves to centre ice to conduct the line change procedure
- **A SWITCH TAKES PLACE**



HOCKEY MANITOBA

ICING or NOT?

Rule 10.5(a), Note 3: When the puck is shot and rebounds from the body or stick of an opposing player...it shall NOT be considered “icing”.





HOCKEY MANITOBA

Refer to section 10 (rule 10.5) for more icing situations and examples.

What happens if a official makes a error in calling an icing?

The face off goes to centre-ice.